




The Ultimate Guide to the
**BUSINESS
ACHIEVEMENT
AWARDS**



Table of Contents

What are BAAs	3
Why do BAAs/ Benefits of BAAs	4
Foundations of BAAs	5
BAA Levels	6
Future Level	7
Business Level	8
Leader Level	9
America Level	10
Starting your BAAs	11
How to submit the BAAs	12



What are BAAs?

An opportunity for students to...

- **Enhance leadership skills**
- **Expand business knowledge**
- **Contribute to local communities**
- **Earn recognition**



Why do BAAs/Benefits of BAAs?

- Easy to implement
- Get more out of your FBLA experience
- Recognition
- Your chapter gets Champion Chapter points
- Opportunity to get more involved in your community

WOW

Foundations of BAAs

Service

- Uncover the link between your community and the success of a business.
- Focus on activities that improve members' school, area businesses, community, and state.



Education

- Improves understanding of business and the world of work.
- Prepares students for corporate America.
- Develops an appreciation of entrepreneurship and the benefits of continuing education.
- Prepares members for their futures at work and college.


Progress

- Explore the local, state, and national levels of FBLA.
- Focus on activities that promote FBLA at the local, regional/district, state, and national levels.



BAA LEVELS

- BAAs have a total of 4 levels
- You need to achieve the levels in order from Future to America
- Each level gets progressively harder
- For every level achieved receive a BAA pin
- You can do multiple levels in one year!



Level 1 - Future

Level 2 - Business

Level 3 - Leader

Level 4 - America

FUTURE LEVEL



- Complete 10 activities total
- 6 are required, 4 are of your choosing
- Pins presented at a local awards ceremony or FBLA event by adviser

**Deadline:
March 1**

Focuses:

- Basic business skills
- Introduction to community service
- Emphasizing FBLA involvement

BUSINESS LEVEL



- Complete 12 activities total
- 5 are required, 7 are of your choosing
- Pins presented at a local awards ceremony or FBLA event by adviser

**Deadline:
March 1**

Focuses:

- Local, regional, and state FBLA involvement
- Developing intermediate business skills
- Community Leadership

LEADER LEVEL



- Complete 14 activities total
- 8 are required, 6 are of your choosing
- Pins presented at State Business Leadership Conference



Focuses:

- Local, regional, state, and national FBLA involvement
- Developing advanced business skills
- Becoming Community Leaders

AMERICA LEVEL



- Complete 15 activities total
- 9 are required, 6 are of your choosing
- Pins presented at the National Leadership Conference



Focuses:

- FBLA leadership at all levels
- Hone advanced business skills
- Instills spirit of community involvement


Starting Your BAAs

Visit the BAA Page


<https://www.fbلا-pbl.org/fbla/programs/education/baa/>

Look over the activities and choose the ones that interest you



Complete and submit activities by March 1 (April 25 for America)



Find the next level available to you



Write activities down in a trustworthy place




Submitting BAAs

Adviser Role

1. Log into the Chapter Membership Record
2. Click on National Programs
3. Go to View Students for BAA
4. Click on the award level button under the name of the student you want to register
5. You will receive a URL to the student portal

Look here for more info!



<https://www.fbla-pbl.org/fbla/programs/education/baa/>

Student Role

1. Log into the Student Portal with information provided by adviser
2. Select and work on your activities
3. Save activities to a reliable place (Google docs, Word, etc.)
4. Upload your activities in the program
5. Inform your adviser you are done
6. Get ready to get your pin!